

## SPIEGAZIONE DELLE TAVOLE (1).

## TAV. I.

Fig. 1.	<i>Avicula pectiniformis</i> Bronn . . . . .	pag. 257
" 2.	<i>Id.</i> var. del Keuper di Sovelle . . . . .	" 258
" 3.	<i>Avicula</i> dell' Agordino . . . . .	" 259
" 4.	<i>Posidonomya minuta</i> Bronn della dolomia dell' Agordino . . . . .	" 282
" 5. a. b. c.	<i>Terebratula macrocephala</i> Cat. . . . .	" 225
" 6. a. b. c.	— <i>aculeata</i> Cat. . . . .	" 228
" 7. a. b. c.	— <i>trigonella</i> Schloth. . . . .	" 230

## TAV. II.

Fig. 1.	<i>Terebratula vulgaris</i> Schloth. . . . .	" 232
" 2.	<i>Avicula socialis</i> Bronn . . . . .	" 234
" 3.	<i>Myophoria curvirostris</i> Bronn . . . . .	" 236
" 4.	<i>Posidonomya Becheri</i> Bronn . . . . .	" 237
" 5.	— <i>radiata</i> Goldfuss . . . . .	" 238
" 6. a.	<i>Voltsia brevifolia</i> Brongn. . . . .	" 194
" 6. b.	<i>Voltsia elegans</i> ? Brongn. . . . .	" 195

## TAV. III.

Fig. 1.	a. b. <i>Pentacrinites scalaris</i> Goldfuss . . . . .	" 241
" 2.	Tentacoli della stessa del Sasso della Limpia . . . . .	" 242
" 3.	<i>Pentacrinites basaltiformis</i> . . . . .	" 242
" 4.	<i>Pentacrinites?</i> <i>subteres</i> Münster . . . . .	" 243
" 5.	<i>Tetracrinites Recoarensis</i> Cat. . . . .	" 244
" 6.	<i>Encrinites liliiformis</i> Schloth. . . . .	" 245
" 7.	<i>Id.</i> an var? . . . . .	" 246
" 8.	<i>Id.</i> var junior del Cadorino . . . . .	" 247
" 9.	c. d. <i>Rhodocrinites verus?</i> Müller . . . . .	" 247
" 10.	h. i. <i>Cyathocrinites rugosus?</i> Müller . . . . .	" 248

## TAV. IV.

Fig. 1.	a. b. <i>Gerovilla angusta</i> Münster . . . . .	" 239
" 1.	c. <i>Lima gibbosa</i> Sow. . . . .	" 239
" 2.	a. b. <i>Terebratula amygdala</i> Cat. . . . .	" 233
" 3.	a. b. c. d. e. f. <i>Terebratula cassidea</i> Dalman . . . . .	" 233
" 4.	<i>Tellina canalensis</i> Cat. . . . .	" 240
" 5.	a. b. c. <i>Ammonites nodosus</i> Brug. . . . .	" 249
" 6.	<i>Cystoseirites nutans?</i> Sternberg . . . . .	" 251

(1) Siccome il testo si stampava in Modena, mentre le figure si disegnavano in Padova, è nato sbaglio nelle citazioni delle Tavole e delle figure; il seguente indice servirà di correzione.

Fig. 2.

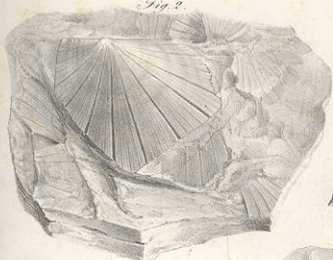


Fig. 7.




Fig. 6.



Fig. 3.



Fig. 1.

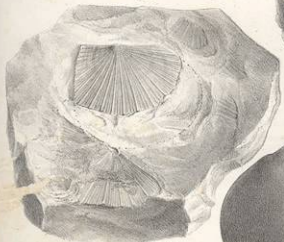


Fig. 5.



Fig. 4.



c

Fig. 1.



Fig. 2.



Fig. 3.




Fig. 4.



Fig. 5.

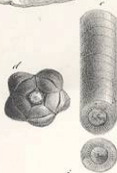
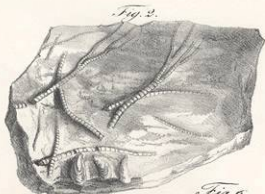


Fig. 6.



6.





*Fig. 10.*



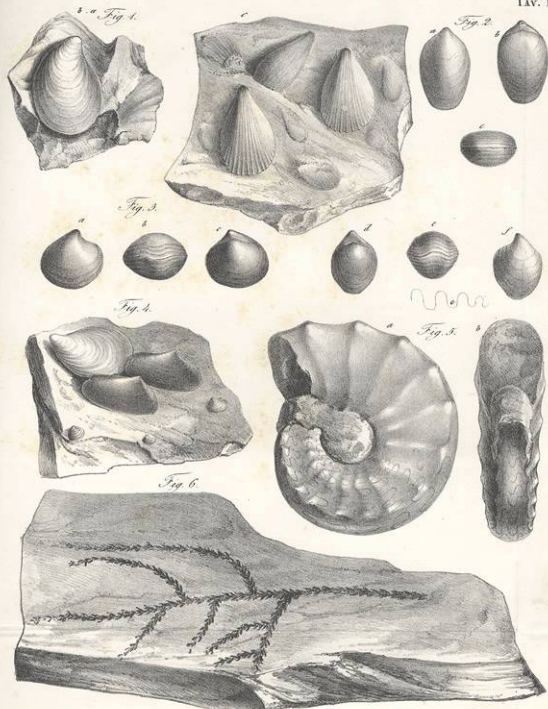


Fig. 1

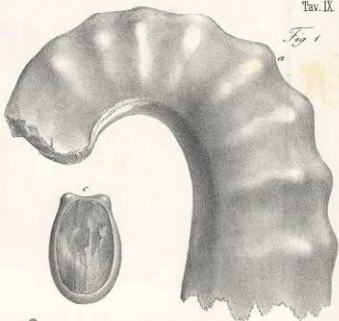


Fig. 2.

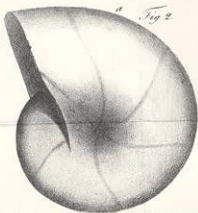



Fig. 3.



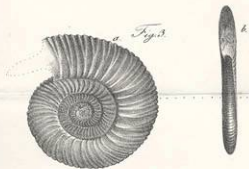
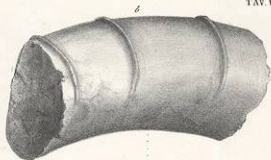
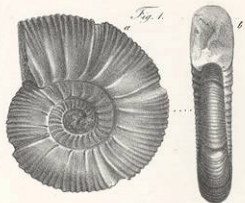
Fig. 4.













*Fig. 5*



*Fig. 1.*



*Fig. 2.*




*Fig. 3.*



*Fig. 4.*





## (1) LIGVAT TAV. V. SMOINAGIPE

Fig. 1. a. b.	<i>Ammonites Beudantii</i> Orb.	311
" 2. a. b.	— <i>Tatricus</i> Pusch	312
" 2. c. d.	— <i>var. junior</i>	312
" 3. a. b.	— <i>bifrons</i> Brug.	314
" 3. c. d.	— <i>var. junior</i>	314

## TAV. VI.

Fig. 1. a. b.	<i>Ammonites Zuppani</i> Cat.	315
" 2. a. b.	— <i>strictus</i> Cat.	316
" 3. a. b. c.	— <i>bicingulatus</i> Cat.	317
" 4. a. b.	— <i>fascicularis</i> Orb.	318
" 5. a. b.	— <i>Gazolae</i> Cat.	320
" 6. a. b.	— <i>Hellus</i> Orb.	320
" 7. a. b.	— <i>simplus?</i> Orb.	322

## TAV. VII.

Fig. 1. a. b.	<i>Ammonites subsfascicularis</i> Orb.	322
" 2. a. b. c.	— <i>latidorsatus?</i> Michelin. ( <i>Ann. Zignii</i> Cat.)	323
" 3. a. b.	— <i>macilentus</i> Orb.	324
" 3. c.	— <i>var?</i>	325

## TAV. VIII.

Fig. 1. a. b.	<i>Ammonites Astierianus</i> Orb.	325
" 2. a. b.	— <i>quadrisulcatus</i> Orb.	326
" 3. a. b. c.	— <i>Juilletii?</i> Orb.	328
" 4. a. b.	— <i>semistriatus</i> Orb.	329
" 4. a. b.	— <i>bidichotomus</i> Leymerie, porzione d'anfratto	329

## TAV. IX.

Fig. 1. a. b. c.	<i>Ancyloceras nodosus</i> Cat.	337
" 2.	<i>Hamites Labatii</i> Cat.	338
" 3. a. b.	<i>Ammonites bicurvatus</i> Michelin	332
" 3. a. b.	— <i>Bouchardianus?</i> Orb.	331

## TAV. X.

Fig. 1.	<i>Ammonites bidichotomus</i> Leymerie, indiv. intero	329
" 2.	<i>Crioceras Duvalii</i> Leveillé	334
" 3.	— <i>Villiersianus?</i> Orb.	335
" 4.	— <i>Astierianus?</i> Orb.	336

## TAV. XI.

Fig. 1. a. b. c.	<i>Ammonites Ambrosianus</i> Cat.	332
" 2. a. b.	— <i>annulatus</i> Sow.	333
" 3. a. b.	— <i>biptex</i> Sow.	333